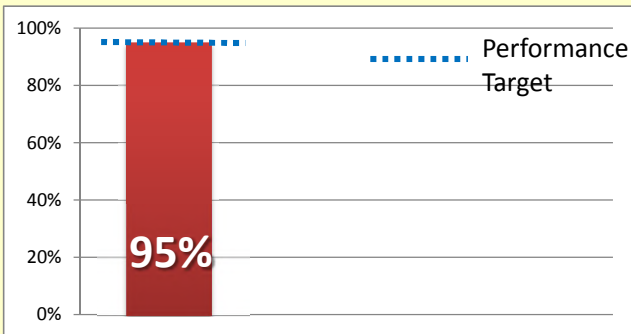


# Information Governance Summary - Year End - 2014/15

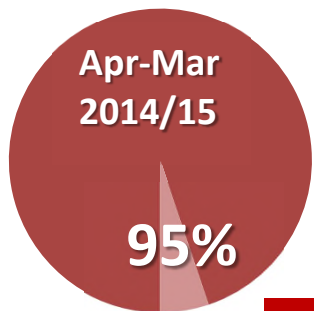
## FOI number received (response rate) - April-Mar 2014/15

FOIs Directorate	Apr - Mar	
	Total	%
Community	408	86% ▲
Delivery	511	99% ★
Education and Enterprise	260	99% ★
OCE	66	94% ★
<b>Overall</b>	<b>1245</b>	<b>95% ★</b>

## Freedom of Information (FOI) Response Rates Q4 2014/15



Apr-Mar

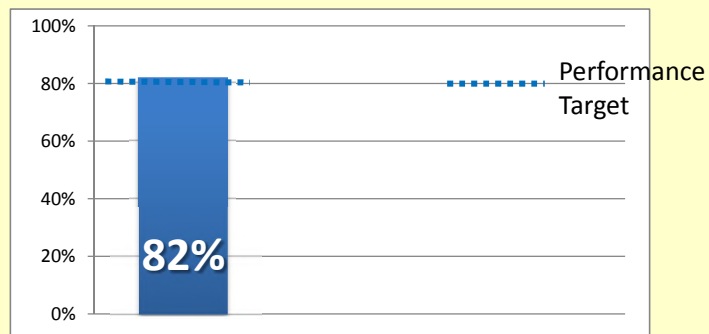


FOI Response Rate

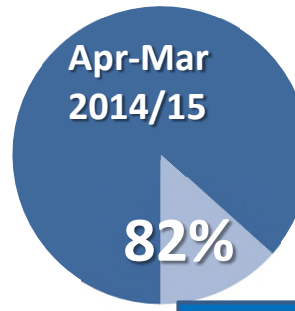
## SAR number received (response rate) - April-Mar 2014/15

SARs Directorate	Apr - Mar	
	Total	%
Community	155	45% ▲
Delivery	313	95% ★
Education and Enterprise	133	95% ★
OCE	20	80% ★
<b>Overall</b>	<b>621</b>	<b>82% ★</b>

## Subject Access Request (SAR) Response Rates Q4 2014/15



Apr-Mar



SAR Response Rate

## Training 2014/15

New Starters - 202  
Completed - 80%  
not completed - 20%

## Information Incidents 2014/15

